



Elevate your spaces
NEW EXCLUSIVE INTERIOR PLANTERS

Atelier Koberg





Atelier Koberg Makes the world look better.

Founded in 1969, Koberg has grown into an international B2B partner specializing in plants, planters and interior landscaping solutions. With over 55 years of experience and a strong focus on the UK market, Koberg works closely with an extensive network of carefully selected growers and suppliers to provide high-quality products, tailored assortments and reliable weekly deliveries throughout England.

EN

Today, Koberg supplies interior landscapers, wholesalers, retailers and project planners across Europe and the United Kingdom. By combining strong sourcing capabilities, flexible logistics and hands-on service, Koberg supports a wide variety of green projects – from offices and hospitality to retail and large-scale commercial interiors.

Sinds 1969 is Koberg actief als internationale groothandel gespecialiseerd in planten, potten en interieurbeplanting voor de zakelijke markt. Met meer dan 55 jaar ervaring en een sterke focus op de UK-markt heeft Koberg een betrouwbaar netwerk opgebouwd van gespecialiseerde kwekers en leveranciers, waardoor maatwerk, constante kwaliteit en wekelijkse leveringen door heel Engeland mogelijk zijn.

NL

Vandaag de dag is Koberg een gevestigde B2B-partner voor interieurbeplanters, retailers, groothandels en projectinrichters in heel Europa en het Verenigd Koninkrijk. Vanuit Nederland levert Koberg complete groene oplossingen voor onder andere kantoren, hospitality, retail en grootschalige interieurprojecten.

Seit 1969 ist Koberg als internationaler Großhändler auf Pflanzen, Pflanzgefäße und Innenraumbegrünung für den B2B-Markt spezialisiert. Mit mehr als 55 Jahren Erfahrung und einem starken Fokus auf den britischen Markt hat Koberg ein zuverlässiges Netzwerk aus spezialisierten Gärtnereien und Lieferanten aufgebaut, wodurch maßgeschneiderte Sortimente, gleichbleibende Qualität und wöchentliche Lieferungen in ganz England möglich sind.

DE

Heute ist Koberg ein etablierter B2B-Partner für Innenraumbegrüner, Großhändler, Einzelhändler und Projekteinrichter in ganz Europa und dem Vereinigten Königreich. Von den Niederlanden aus liefert Koberg komplette Begrünungslösungen für Büros, Hospitality, Einzelhandel und groß angelegte Innenraumprojekte.



HANDMADE IN VIETNAM

Koberg planters are produced in close cooperation with experienced production partners, where craftsmanship, quality and durability come together. With years of expertise in decorative planters and interior landscaping solutions, Koberg focuses on creating high-quality products suitable for both indoor and outdoor projects.

Throughout the entire production process, attention to detail and quality control play a central role. From shaping and finishing to final inspection, every planter is carefully produced to meet the standards required for professional B2B projects and international markets. By combining durable materials with refined finishing, Koberg planters offer a premium appearance, stability and long-lasting performance.

Today, Koberg supplies a wide range of planters and green solutions to interior landscapers, wholesalers, retailers and project planners across Europe and the United Kingdom. With a strong focus on reliability, flexibility and long-term partnerships, Koberg continues to support professional green projects with tailored solutions and consistent quality.

EN

Koberg plantenbakken worden geproduceerd in samenwerking met gespecialiseerde productiepartners in Vietnam, waar vakmanschap, kwaliteit en oog voor detail centraal staan. De productie van hoogwaardige plantenbakken kent hier een lange traditie, waarbij moderne technieken worden gecombineerd met ambachtelijke expertise. Dankzij nauwe samenwerking met onze productiepartners kunnen wij een constante kwaliteit waarborgen gedurende het gehele proces – van productie tot levering.

Binnen de productiefaciliteiten werken ervaren vakmensen dagelijks met precisie aan het vormen, afwerken en controleren van iedere plantenbak. Door het gebruik van hoogwaardige materialen en zorgvuldige afwerking zijn de plantenbakken geschikt voor zowel interieurprojecten als professioneel buitengebruik.

Bij Koberg hechten wij veel waarde aan duurzame samenwerkingen en langdurige relaties met onze partners. De combinatie van vakmanschap, betrouwbaarheid en aandacht voor kwaliteit vormt de basis van onze collectie. Het resultaat is een hoogwaardige plantenbak met een luxe uitstraling en een tijdloos karakter, ontwikkeld voor professionele interieurbeplanters, projectinrichters en de internationale B2B-markt.

NL

Koberg Pflanzgefäße werden in Zusammenarbeit mit spezialisierten Produktionspartnern in Vietnam hergestellt, wo Handwerkskunst, Qualität und Liebe zum Detail im Mittelpunkt stehen. Die Herstellung hochwertiger Pflanzgefäße hat dort eine lange Tradition, bei der moderne Techniken mit handwerklichem Know-how kombiniert werden. Durch die enge Zusammenarbeit mit unseren Produktionspartnern können wir eine gleichbleibend hohe Qualität während des gesamten Prozesses – von der Produktion bis zur Lieferung – gewährleisten.

In den Produktionsstätten arbeiten erfahrene Fachkräfte mit großer Sorgfalt an der Formgebung, Veredelung und Qualitätskontrolle jedes einzelnen Pflanzgefäßes. Dank hochwertiger Materialien und präziser Verarbeitung eignen sich die Pflanzgefäße sowohl für Innenraumprojekte als auch für den professionellen Außenbereich.

Bei Koberg legen wir großen Wert auf nachhaltige Partnerschaften und langfristige Zusammenarbeit mit unseren Produzenten. Die Kombination aus Handwerkskunst, Zuverlässigkeit und Qualitätsbewusstsein bildet die Grundlage unserer Kollektion. Das Ergebnis sind hochwertige Pflanzgefäße mit luxuriöser Ausstrahlung und zeitloser Eleganz – entwickelt für professionelle Innenraumbegrüner, Projekteinrichter und den internationalen B2B-Markt.

DE



TABLE OF CONTENTS

14 Series & colors

15 Shapes

128 Highlighted Projects

146 Product information

158 New collection



Grigio



Terreno





Bordo

Ruvido



Argento



Liscio





Rondello

SERIES & COLORS



Antique White
GW



Natural Concrete
GN



Anthracite
GA


Terreno



Sand
TS



Clay
TC



Ash Brown
TA



Earth
TE

Bordo



Sand
BS




Clay
BC




Earth
BE


Ruvido




Sand
RS



Clay
RC



Ash Brown
RA



Earth
RE

Argento




Matt White
AW



Black
AB

Liscio




Camel Sand
LC



Ash Brown
LA

Rondello



Camel Sand
RCS



Ash Brown
RAB



Brick
RBR

Extra - Decoration Stones & Wallhangers




Sand



Clay



Ash Brown



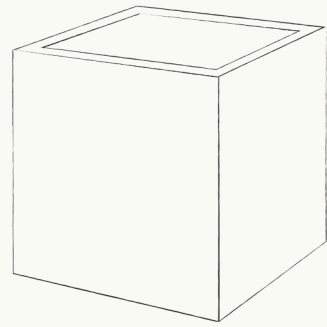
Earth




SHAPES

Cube
28


All dimensions in this catalog are given in centimeters (cm), weights in kilograms (kg), and volumes (at the back) in liters (L).



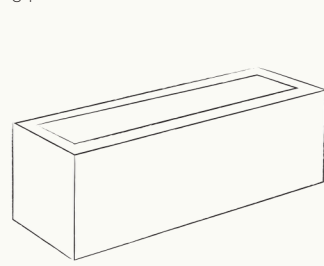
High Cube
29



Divider
32




Small Box
34



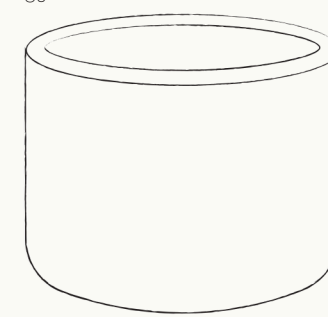
Elena
74



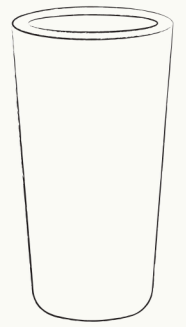
Bowl
78




Cylinder
80



Vase
84




Box
35



Balloon
38




Low Balloon
42



Medium Balloon
43



Longtail
86



Combi
90



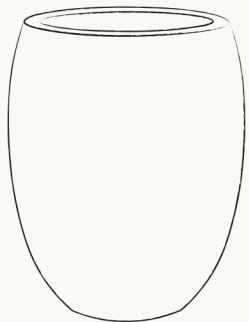
Organic
91




Organic Low
96



Tall Balloon
50



Egg Pot
52



New Egg Pot
56



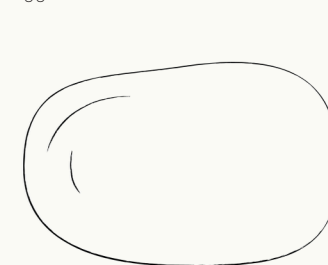
New Egg Pot Low
60



Facet Pot
98



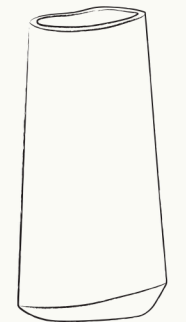
Decoration Stone
99




Rondello Pot
100




Rondello Vase
100



Tall Egg Pot
62



Modern Vase
66



Modern Pot
67



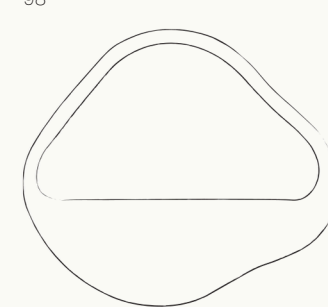
Modern Bowl
72



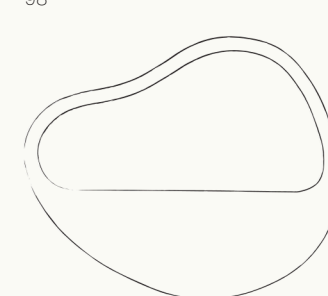
Wallhanger #1
98



Wallhanger #2
98



Wallhanger #3
98



ARTICLE NUMBERS

Structure of the article numbers.

Our item numbers are designed so that each product is instantly recognizable.

The initial letters refer to the **collection** and **colour**, followed by a numerical code that indicates the **shape and size** of the item.

Thanks to this consistent structure, each item number is unique yet easy to trace back to its composition.

Example:

Item number **TS202** – TS stands for the Terreno series in the colour Sand, and 202 refers to the Balloon shape with the size 55.

Opbouw van de artikelnummers.

Onze artikelnummers zijn zo opgebouwd zodat elk product in één oogopslag herkenbaar is.

De beginletters verwijzen naar de **collectie** en **kleur**, gevolgd door een cijfercode die de **vorm en maat** van het artikel aanduidt.

Dankzij deze vaste structuur is elk artikelnummer uniek, maar toch eenvoudig te herleiden naar zijn samenstelling.

Voorbeeld:

Artikelnummer **TS202** – hierbij staat TS voor de serie Terreno in de kleur Sand, en 202 verwijst naar de vorm Balloon met de afmeting 55.

Aufbau der Artikelnummer.

Unsere Artikelnummern sind so aufgebaut, dass jedes Produkt auf den ersten Blick erkennbar ist.

Die Anfangsbuchstaben beziehen sich auf **Kollektion** und **Farbe**, gefolgt von einem Zahlencode, der **Form und Größe** des Artikels angibt.

Dank dieser festen Struktur ist jede Artikelnummer einzigartig und dennoch leicht auf ihre Zusammensetzung zurückzuführen.

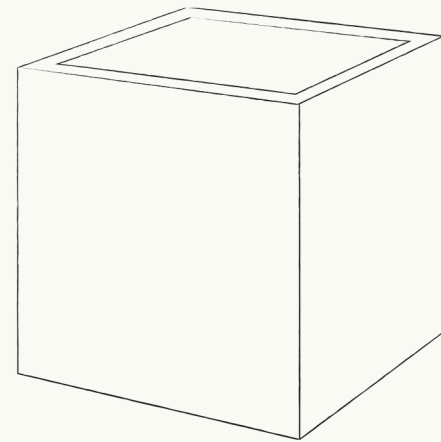
Beispiel:

Artikelnummer **TS202** – TS steht für die Terreno-Serie in der Farbe Sand, und 202 bezieht sich auf die Ballonform mit der Größe 55.



Cube

Size	Opening	Weight	Art. code
30 x 30 x 30	24 x 24	3	101
40 x 40 x 40	33 x 33	6	102
50 x 50 x 50	42 x 42	10	103
60 x 60 x 60	50 x 50	16	104
80 x 80 x 80	66 x 66	22	105



Available in:

Grigio



Antique White
GW

Natural Concrete
GN

Anthracite
GA

Terreno



Sand
TS

Clay
TC

Ash Brown
TA

Earth
TE

Argento



Matt White
AW


Black
AB

Good to know #1 - wheels

Within the Grigio series, the Cube is also available with wheels in sizes 40, 50 and 60.


High Cube

Size	Opening	Weight	Art. code
30 x 30 x 80	24 x 24	8	110
40 x 40 x 100	33 x 33	11	111



Available in:

Grigio



Antique White
GW

Natural Concrete
GN

Anthracite
GA

Terreno



Sand
TS

Clay
TC

Ash Brown
TA

Earth
TE

Argento



Matt White
AW

Black
AB

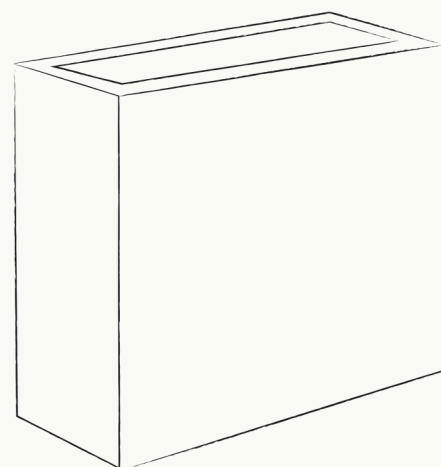
Good to know #2 - double bottom

The High Cube has a removable double bottom, so you only need to fill it partially before planting.



Divider

Size	Opening	Weight	Art. code
69 x 26 x 64	63 x 20	11	130
80 x 30 x 68	73 x 24	13	131
95 x 34 x 90	88 x 27	23	132



Available in:

Grigio



Antique White
GW

Natural Concrete
GN

Anthracite
GA

Terreno



Sand
TS

Clay
TC

Ash Brown
TA

Earth
TE

Argento



Matt White
AW

Black
AB

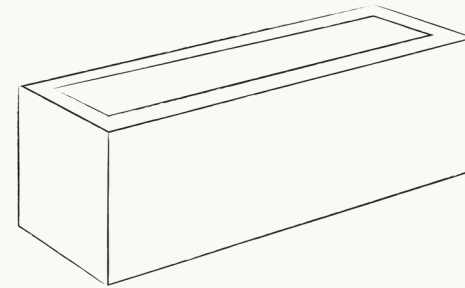
Good to know #3 - wheels

Within the Grigio series, the Divider is also available with wheels in sizes 68 and 90.



Small Box

Size	Opening	Weight	Art. code
60 x 15 x 15	55 x 10	2	140
80 x 20 x 20	74 x 14	4	141
100 x 30 x 30	93 x 23	8	142



Available in:

Grigio



Antique White
GW

Natural Concrete
GN

Anthracite
GA

Argento



Matt White
AW

Black
AB


Good to know #4 - mix and match

Angular shapes can be beautifully combined to create a playful and dynamic look. Mix and match different pieces within the same collection or experiment with colors to bring depth and harmony to your space. See page 36 for inspiration.

Box

Size

	Opening	Weight	Art. code
60 x 20 x 20	54 x 14	2	150
80 x 30 x 30	73 x 23	6	151
90 x 40 x 40	83 x 33	10	152
100 x 50 x 50	92 x 42	15	153
120 x 50 x 50	111 x 41	21	154
150 x 50 x 50	139 x 39	24	155



Available in:

Grigio



Antique White
GW

Natural Concrete
GN

Anthracite
GA

Terreno



Sand
TS

Clay
TC

Ash Brown
TA

Earth
TE

Argento



Matt White
AW

Black
AB

Good to know #5 - wheels

Within the Grigio series, the Box is also available with wheels in sizes 90 and 100.

Terreno | Divider - Clay
Terreno | Box - Earth
Terreno | Cube - Sand
Terreno | Cube - Clay



Balloon

Size	Opening	Weight	Art. code
30 x 30	Ø 21	2	200
42 x 42	Ø 31	4	201
55 x 55	Ø 42	8	202
70 x 70	Ø 58	19	203



Available in:

Grigio



Antique White
GW

Natural Concrete
GN

Anthracite
GA

Terreno



Sand
TS

Clay
TC

Ash Brown
TA

Earth
TE

Bordo



Sand
BS

Clay
BC

Earth
BE

Argento



Matt White
AW


Black
AB





Low Balloon

Size	Opening	Weight	Art. code
26 x 13	Ø 21	1	210
40 x 18	Ø 30	3	211
55 x 25	Ø 42	6	212
73 x 33	Ø 58	10	213
95 x 44	Ø 77	16	214
114 x 54	Ø 97	26	215



Available in:

Grigio



Antique White
GW

Natural Concrete
GN

Anthracite
GA

Terreno



Sand
TS

Clay
TC

Ash Brown
TA


Earth
TE

Good to know #6 - small planters

Our pots are best known for their impressive large sizes, but we also offer a variety of smaller shapes, such as the Low Balloon, Bowl (page 84), and Longtail (page 94). These compact designs are perfect as decorative pieces for your (garden) table.

Medium Balloon

Size	Opening	Weight	Art. code
30 x 19	-	2	910
42 x 26	-	4	911
55 x 35	-	6	912
72 x 46	-	11	913



Available in:

Grigio



Antique White
GW

Natural Concrete
GN

Anthracite
GA

Terreno



Sand
TS

Clay
TC

Ash Brown
TA

Earth
TE

Good to know #7 - Balloon combinations

The Balloon collection is available in multiple heights and diameters, from low models to tall statement shapes. Because all Balloon pots share the same rounded design style, they can easily be combined within one project or presentation. Mixing different sizes creates variation while maintaining a consistent overall look.









Tall Balloon

Size	Opening	Weight	Art. code
40 x 50	Ø 29	5	220
55 x 68	Ø 41	9	221
74 x 92	Ø 55	20	222



Available in:


Grigio



Antique White
GW



Natural Concrete
GN



Anthracite
GA

Terreno



Sand
TS



Clay
TC



Ash Brown
TA



Earth
TE

Bordo



Sand
BS



Clay
BC




Earth
BE

Argento



Matt White
AW



Black
AB

Terreno | Balloon - Sand
Terreno | Tall Balloon - Sand





Grigio | Tall Balloon - Antique White



Egg Pot

Size	Opening	Weight	Art. code
32 x 29	Ø 28	2	300
40 x 36	Ø 35	3	301
50 x 45	Ø 44	6	302
60 x 54	Ø 53	9	303




Available in:

Grigio



Antique White
GW



Natural Concrete
GN



Anthracite
GA

Good to know #8 - Egg series

The Egg Pot has been part of the Luca Lifestyle range since the company was founded in 2015 and is still one of our best-selling shapes. If you are looking for a timeless classic, the Egg Pot is the perfect choice. Looking for an addition or alternative to this pot? Take a look at the following pages to see the other shapes in the 'Egg' series.

Grigio | Egg Pot - Natural Concrete
Grigio | Egg Pot - Anthracite
Grigio | Egg Pot - Antique White



New Egg Pot

Size	Opening	Weight	Art. code
36 x 31	Ø 30	3	310
45 x 38	Ø 37	4	311
55 x 46	Ø 47	6	312
65 x 54	Ø 55	10	313
80 x 66	Ø 68	16	314
94 x 80	Ø 83	28	315



Available in:

Grigio



Antique White
GW

Natural Concrete
GN

Anthracite
GA

Terreno



Sand
TS

Clay
TC

Ash Brown
TA

Earth
TE

Bordo



Sand
BS

Clay
BC


Earth
BE

Argento



Matt White
AW


Black
AB





New Egg Pot Low

Size	Opening	Weight	Art. code
80 x 47	Ø 72	13	320
94 x 56	Ø 84	20	321
110 x 65	Ø 100	27	322



Available in:

Grigio



Antique White
GW

Natural Concrete
GN

Anthracite
GA

Terreno



Sand
TS

Clay
TC

Ash Brown
TA

Earth
TE

Bordo



Sand
BS

Clay
BC

Earth
BE

Good to know #9 - 10 year anniversary

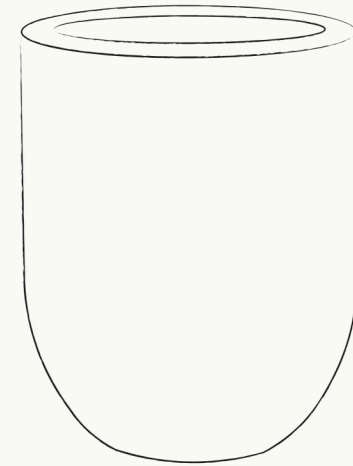
Luca Lifestyle was founded in 2015 and proudly marks a decade of craftsmanship and style.






Tall Egg Pot

Size	Opening	Weight	Art. code
30 x 35	Ø 24	3	330
40 x 47	Ø 33	5	331
52 x 61	Ø 44	10	332
68 x 80	Ø 58	18	333
88 x 103	Ø 77	27	334




Available in:

Grigio



Antique White
GW



Natural Concrete
GN



Anthracite
GA


Good to know #10 - Pot Feet

We also offer a range of practical accessories, including our Pot Feet. These small supports are placed under the planter pots to ensure proper drainage and prevent water from getting trapped. Available in the Grigio colors Antique White, Natural Concrete, and Anthracite, they come in light, medium, and dark tones that blend easily with pots in any color. Often, they can be positioned discreetly so they remain out of sight while still doing their job. Find more information about Pot Feet on page 134.




Modern Vase

Size	Opening	Weight	Art. code
30 x 70	Ø 21	6	400
42 x 90	Ø 31	10	401
55 x 110	Ø 41	17	402



Available in:

Grigio



Antique White
GW



Natural Concrete
GN



Anthracite
GA

Bordo



Sand
BS



Clay
BC



Earth
BE

Good to know #11 - Coverplates

Designed for versatility, our Coverplates fit seamlessly on the Modern Vases and High Cubes, allowing you to create beautiful pedestals with ease. Perfect for elevating your favorite plants or design pieces, they add a modern touch to any environment. More information about the Coverplates on page 134.






Modern Pot

Size	Opening	Weight	Art. code
34 x 34	Ø 24	3	410
44 x 44	Ø 35	5	411
55 x 55	Ø 44	10	412
68 x 68	Ø 56	18	413




Available in:

Grigio



Antique White
GW



Natural Concrete
GN



Anthracite
GA

Good to know #12 - showroom visit

Visit our two showrooms in Veen, the Netherlands, and explore our full range of series, shapes, and colors. Experience the quality of our pots firsthand; feel the materials, see the finishes, and appreciate the proportions that reflect true craftsmanship. Whether you're seeking inspiration, choosing the ideal combination for a project, or simply wish to discover our designs up close, our team is ready to welcome you and help you find the perfect match.


Modern Bowl

Size	Opening	Weight	Art. code
50 x 31	Ø 40	5	420
60 x 37	Ø 50	9	421
74 x 45	Ø 61	13	422
90 x 55	Ø 75	20	423
110 x 67	Ø 92	27	424




Available in:


Grigio



Antique White
GW



Natural Concrete
GN



Anthracite
GA

Good to know #13 - Modern series


The Modern shapes were developed with feedback from professional landscapers, combining elegant design with practical functionality. Thanks to their wide, sturdy base, the pot remains stable at all times, even when holding a large tree. This makes them ideal for outdoor spaces where both aesthetics and reliability matter, ensuring your greenery stays securely in place no matter the weather.






Elena

Size	Opening	Weight	Art. code
50 x 31	Ø 39	4	500
70 x 44	Ø 56	9	501
90 x 57	Ø 73	15	502
120 x 75	Ø 95	40	503



Available in:

Grigio



Antique White
GW

Natural Concrete
GN

Anthracite
GA

Terreno



Sand
TS

Clay
TC

Ash Brown
TA

Earth
TE

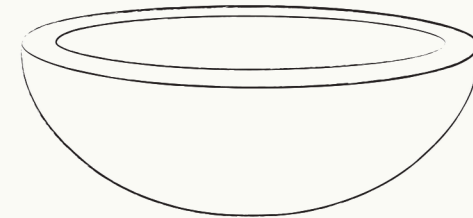
Good to know #14 - largest planter

The Elena comes in several sizes, with the largest measuring 120 cm in diameter, making it the biggest piece in our collection. Its generous size makes it perfect as a standout element, adding presence and balance to any space.




Bowl

Size	Opening	Weight	Art. code
40 x 18	Ø 34	2	540
50 x 21	Ø 43	4	541



Available in:

Grigio



Antique White
GW



Natural Concrete
GN



Anthracite
GA

Terreno



Sand
TS



Clay
TC



Ash Brown
TA



Earth
TE

Good to know #15 - large stock


All our products are available for quick delivery from our warehouse in Veen when in stock. We keep a large inventory to ensure orders are delivered on time. If the product you're looking for isn't available, our team will be happy to help you find a suitable alternative. For larger quantities or regular stock orders, direct container shipments can also be arranged from our factory in Vietnam.






Cylinder

Size	Opening	Weight	Art. code
48 x 32	Ø 40	5	510
60 x 41	Ø 50	9	511
80 x 61	Ø 66	20	512




Available in:

Grigio



Antique White
GW



Natural Concrete
GN



Anthracite
GA

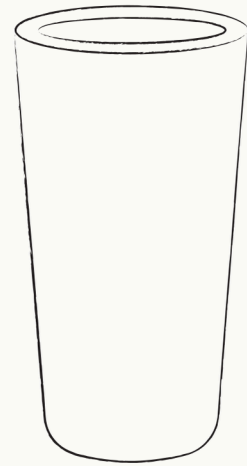
Good to know #16 - weather resistant

Our pots are designed to withstand a wide range of weather conditions. From -25°C to +65°C, they won't crack or suffer damage from extreme temperatures. This makes them not only highly durable but also suitable for use anywhere in the world, giving you flexibility and peace of mind for all your outdoor projects.




Vase

Size	Opening	Weight	Art. code
36 x 68	Ø 30	6	530
47 x 90	Ø 39	11	531




Available in:

Grigio



Antique White
GW



Natural Concrete
GN



Anthracite
GA

Terreno



Sand
TS



Clay
TC




Ash Brown
TA



Earth
TE

Argento



Matt White
AW



Black
AB



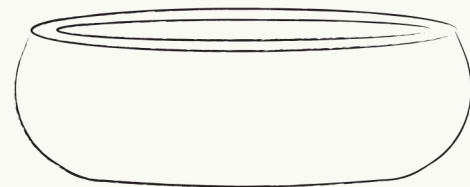
Good to know #17 - double bottom

The Vase has a removable double bottom, so you only need to fill it partially before planting.




Longtail

Size	Opening	Weight	Art. code
45 x 20 x 15	39 x 17	2	535
65 x 32 x 20	58 x 25	4	536




Available in:

Grigio



Antique White
GW



Natural Concrete
GN



Anthracite
GA

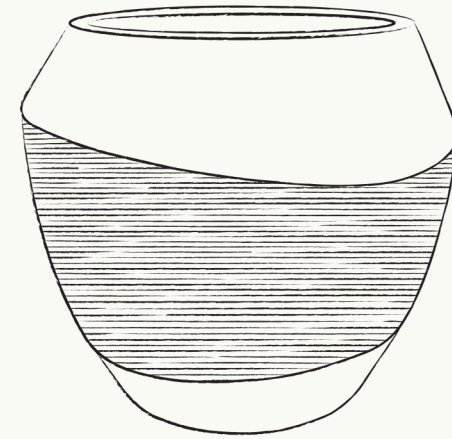
Good to know #18 - warranty

Thanks to the quality and timeless design of our pots, we can offer a *5-year warranty* on every product. We believe in providing our customers with lasting satisfaction and reliable service. This commitment reflects our dedication to craftsmanship and ensures that your investment in our pots continues to bring beauty and functionality for years to come.



Combi

Size	Opening	Weight	Art. code
54 x 47	Ø 36	9	600
80 x 70	Ø 55	18	601



Available in:


Ruvido



Sand
RS



Clay
RC



Ash Brown
RA



Earth
RE

Good to know #19 - 3D models

We offer 3D models for every shape, easily downloadable through our B2B portal. These files make it simple to visualize the pots in a garden or interior design, helping you show your clients exactly why a pot can be a perfect addition to any space.






Organic

Size	Opening	Weight	Art. code
67 x 50	Ø 48 - 61	10	610
80 x 60	Ø 57 - 74	15	611
93 x 70	Ø 66 - 85	22	612



Available in:

Ruvido



Sand
RS

Clay
RC

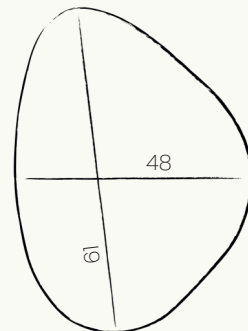
Ash Brown
RA

Earth
RE

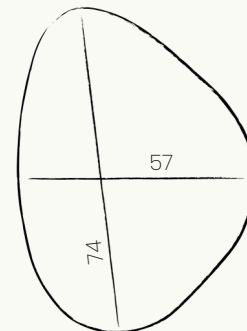
Good to know #20 - Organic shapes

Ruvido pots feature a soft, organic form. The variation in openings is shown in the illustration:

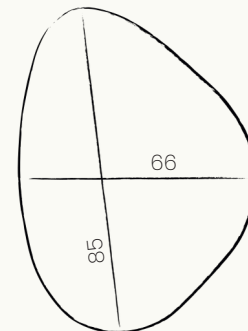
Organic (Low) 67



Organic (Low) 80



Organic (Low) 93



Organic Low

Size	Opening	Weight	Art. code
67 x 30	Ø 48 - 61	6	615
80 x 40	Ø 57 - 74	10	616
93 x 50	Ø 66 - 85	16	617



Available in:

Ruvido



Sand
RS

Clay
RC

Ash Brown
RA

Earth
RE

Good to know #21 - handmade


All our products are handmade in Vietnam, making each piece unique and special. The craftsmanship behind every pot gives it its own character and charm. Because of this handmade process, minor variations in size, weight, or color may occur. These minimal differences are part of the product's natural look and a reflection of the care and authenticity that go into every piece.





Facet Pot

Size	Opening	Weight	Art. code
37 x 41	24	4	640
56 x 61	38	10	641
75 x 81	49	19	642



Available in:

Extra



Camel Sand
LC



Ash Brown
LA


Good to know #22 - Flexible Plastic Inserts

We also offer Flexible Plastic Inserts for every pot shape. These inserts are specially designed for indoor use, making your pots completely watertight and easy to maintain. They can be bent to perfectly fit the shape of the pot and trimmed if they are too tall, providing a custom fit for every situation. This practical accessory ensures that your indoor space stays safe from water damage while keeping the pot looking clean and elegant. Find more information on page 154.





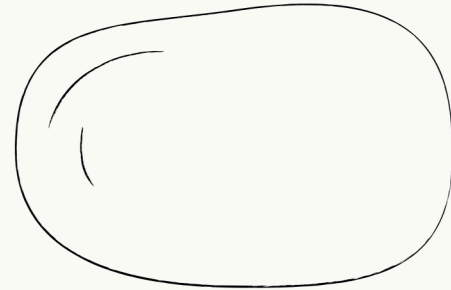
Liscio | Facet - Ash Brown
Liscio | Facet - Camel Sand



Liscio | Facet - Ash Brown

Decoration Stones

Size	Weight	Art. code
60 x 42 x 33	6	850
70 x 52 x 43	10	851
80 x 62 x 53	14	852



Available in:

Extra



Sand
DS

Clay
DC

Ash Brown
DA

Earth
DE

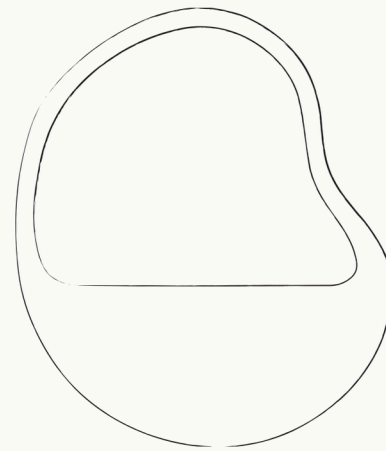
Good to know #23 - Decoration Stones

Decoration Stones offer a simple and stylish way to enhance any garden. They are ideal for areas where planting is limited or for spaces that already have plenty of greenery, providing visual interest without overcrowding. With colors that coordinate seamlessly with the Terreno, Bordo, and Ruvido collections, these stones are versatile and can be used throughout your outdoor space to create texture, balance, and a cohesive look.



Wallhanger #1

Size	Weight	Art. code
40 x 35 x 8	1	860
50 x 43 x 8	2	863



Available in:

Extra



Sand
WS



Clay
WC



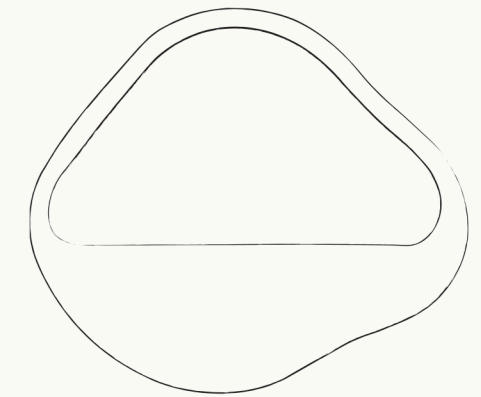
Earth
WE

Good to know #24 - Wallhangers

Our Wallhangers are the perfect accessory for your patio, office, or interior spaces. They are available in three timeless colors that coordinate beautifully with the Terreno, Bordo, and Ruvido collections, making them versatile and easy to integrate into any setting.

Wallhanger #2

Size	Weight	Art. code
35 x 40 x 8	1	861
43 x 50 x 8	2	864



Available in:

Extra



Sand
WS



Clay
WC



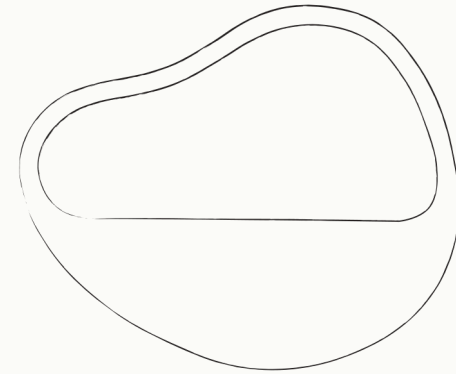
Earth
WE

Good to know #25 - Samplebox

We offer a unique Samplebox containing miniature pots of every color in each of our collections. It's the perfect way to give your clients a realistic impression of our range, as well as the look and feel of a Luca Lifestyle planter. The Samplebox is available via our B2B portal.


Wallhanger #3

Size	Weight	Art. code
35 x 40 x 8	1	862
43 x 50 x 8	2	865



Available in:

Extra



Sand
WS



Clay
WC



Earth
WE

Good to know #26 - feedback

At Luca Lifestyle, we are always open to hearing your thoughts on our products. You can easily reach out to one of our team members by phone or email to share your feedback. We are looking forward to hearing from you!

Wallhanger #1 | Earth
Wallhanger #3 | Clay



RONDELLO

Luca Lifestyle and Suns have joined forces to develop a unique product: the **Rondello**. This special design, available as a pot and vase, is the result of our combined creativity and expertise. The Rondello is available in three beautiful colors and shows what is possible when two parties come together to create something special.

Luca Lifestyle en Suns hebben de handen ineengeslagen om een uniek product te ontwikkelen: de **Rondello**. Dit bijzondere ontwerp, dat verkrijgbaar is als pot en als vaas, is het resultaat van onze gezamenlijke creativiteit en expertise. De Rondello is beschikbaar in drie prachtige kleuren en laat zien wat er mogelijk is wanneer twee partijen samenkomen om iets bijzonders te creëren.

Luca Lifestyle und Suns haben sich zusammengetan, um ein einzigartiges Produkt zu entwickeln: den **Rondello**. Dieses besondere Design, das als Topf und als Vase erhältlich ist, ist das Ergebnis unserer gemeinsamen Kreativität und Expertise. Der Rondello ist in drei wunderschönen Farben erhältlich und zeigt, was möglich ist, wenn zwei Parteien zusammenkommen, um etwas Besonderes zu schaffen.




Rondello Pot

Size	Opening	Weight	Art. code
60 x 37	Ø 36 - 44	8	960
74 x 45	Ø 48 - 58	13	961
90 x 60	Ø 64 - 74	19	962
110 x 67	Ø 81 - 89	29	963



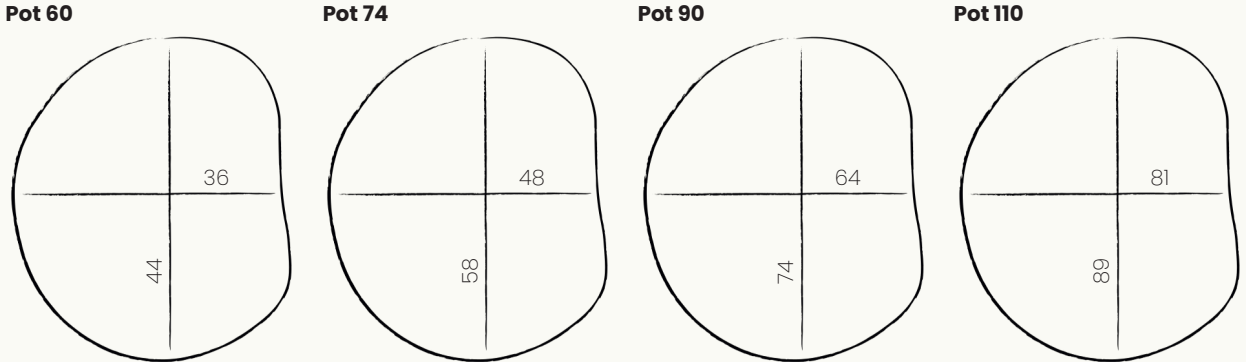
Available in:

Rondello



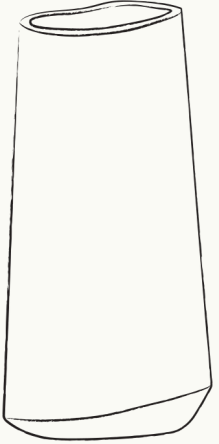
Good to know #27 - Organic shape Rondello Pot

The Rondello Pot features a soft, organic shape. The variation in openings is shown in the illustration.




Rondello Vase

Size	Opening	Weight	Art. code
42 x 90	Ø 26 - 33	10	964
55 x 110	Ø 35 - 44	16	965



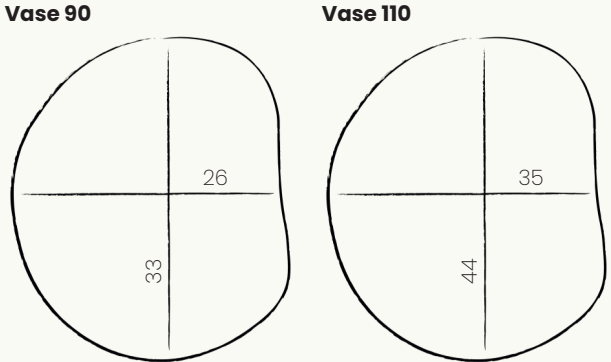
Available in:

Rondello



Good to know #28 - Organic shape Rondello Vase

The Rondello Vase features a soft, organic shape. The variation in openings is shown in the illustration.









Camel Sand



Atelier Koberg

PROJECTS HIGHLIGHTED

Inspired by our customers.

Long-term collaborations with our customers are at the heart of what we do. We greatly value the relationships we build over time and are grateful for the trust our clients place in us.

The insights and feedback they share are invaluable, helping us to develop new collections, colors, and designs that truly meet the needs of the market.

We encourage our clients to share their projects and experiences with us. It inspires us, strengthens our collaboration, and contributes to creating products we can be proud of together.

EN

Bij ons staan langdurige samenwerkingen met onze klanten centraal. We hechten veel waarde aan de band die we in de loop der tijd opbouwen en zijn dankbaar voor het vertrouwen dat onze klanten in ons stellen.

De inzichten en feedback die klanten met ons delen, zijn van onschatbare waarde. Ze helpen ons bij het ontwikkelen van nieuwe collecties, kleuren en vormen, zodat onze producten altijd aansluiten bij de wensen en behoeften van de markt.

We moedigen onze klanten dan ook aan om hun projecten en ervaringen met ons te delen. Het inspireert ons, versterkt onze samenwerking en draagt bij aan het creëren van producten waar we samen trots op kunnen zijn.

NL

Langfristige Zusammenarbeit mit unseren Kunden steht bei uns im Mittelpunkt. Wir legen großen Wert auf die Beziehungen, die wir im Laufe der Zeit aufbauen, und sind dankbar für das Vertrauen, das uns unsere Kunden entgegenbringen.

Die Einblicke und das Feedback, das sie mit uns teilen, sind von unschätzbarem Wert und helfen uns, neue Kollektionen, Farben und Designs zu entwickeln, die den Bedürfnissen des Marktes gerecht werden.

Wir ermutigen unsere Kunden, ihre Projekte und Erfahrungen mit uns zu teilen. Das inspiriert uns, stärkt die Zusammenarbeit und trägt dazu bei, Produkte zu schaffen, auf die wir gemeinsam stolz sein können.

DE

Linda Exclusieve Tuinen
Antwan Tuinprojecten

Grigio Low Balloon
Antique White



















GRIGIO



Shape	Name	Size	Opening	Weight	Volume	Antique White	Natural Concrete	Anthracite
	Grigio Cube 30	30 x 30 x 30	24 x 24	3	27	GW101	GN101	GA101
	Grigio Cube 40	40 x 40 x 40	33 x 33	6	64	GW102	GN102	GA102
	Grigio Cube 50	50 x 50 x 50	42 x 42	10	125	GW103	GN103	GA103
	Grigio Cube 60	60 x 60 x 60	50 x 50	16	216	GW104	GN104	GA104
	Grigio Cube 80	80 x 80 x 80	66 x 66	22	512	GW105	GN105	GA105
	Grigio Cube 40 - wheels	40 x 40 x 40	33 x 33	6	64	GW190	GN190	GA190
	Grigio Cube 50 - wheels	50 x 50 x 50	42 x 42	10	125	GW191	GN191	GA191
	Grigio Cube 60 - wheels	60 x 60 x 60	50 x 50	16	216	GW192	GN192	GA192
	Grigio High Cube 80	30 x 30 x 80	24 x 24	8	72	GW110	GN110	GA110
	Grigio High Cube 100	40 x 40 x 100	33 x 33	11	160	GW111	GN111	GA111
	Grigio Divider 64	69 x 26 x 64	63 x 20	11	115	GW130	GN130	GA130
	Grigio Divider 68	80 x 30 x 68	73 x 23	13	163	GW131	GN131	GA131
	Grigio Divider 90	95 x 34 x 90	88 x 27	23	290	GW132	GN132	GA132
	Grigio Divider 68 - wheels	80 x 30 x 68	73 x 23	13	163	GW193	GN193	GA193
	Grigio Divider 90 - wheels	95 x 34 x 90	88 x 27	23	290	GW194	GN193	GA194
	Grigio Small Box 60	60 x 15 x 15	55 x 10	2	14	GW140	GN140	GA140
	Grigio Small Box 80	80 x 20 x 20	74 x 14	4	32	GW141	GN141	GA141
	Grigio Small Box 100	100 x 30 x 30	93 x 23	8	90	GW142	GN142	GA142
	Grigio Box 60	60 x 20 x 20	54 x 14	2	24	GW150	GN150	GA150
	Grigio Box 80	80 x 30 x 30	73 x 23	6	72	GW151	GN151	GA151
	Grigio Box 90	90 x 40 x 40	83 x 33	10	144	GW152	GN152	GA152
	Grigio Box 100	100 x 50 x 50	92 x 42	15	250	GW153	GN153	GA153
	Grigio Box 120	120 x 50 x 50	111 x 41	21	300	GW154	GN154	GA154
	Grigio Box 150	150 x 50 x 50	139 x 39	24	375	GW155	GN155	GA155
	Grigio Box 90 - wheels	90 x 40 x 40	83 x 33	10	144	GW195	GN195	GA195
Grigio Box 100 - wheels	100 x 50 x 50	92 x 42	15	250	GN196	GN196	GA196	
	Grigio Balloon 30	30 x 30	Ø 21	2	16	GW200	GN200	GA200
	Grigio Balloon 42	42 x 42	Ø 31	4	40	GW201	GN201	GA201
	Grigio Balloon 55	55 x 55	Ø 42	8	90	GW202	GN202	GA202
	Grigio Balloon 70	70 x 70	Ø 58	19	210	GW203	GN203	GA203
	Grigio Low Balloon 26	26 x 13	Ø 21	1	6	GW210	GN210	GA210
	Grigio Low Balloon 40	40 x 18	Ø 30	3	20	GW211	GN211	GA211
	Grigio Low Balloon 55	55 x 25	Ø 42	6	50	GW212	GN212	GA212
	Grigio Low Balloon 73	73 x 33	Ø 58	10	120	GW213	GN213	GA213
	Grigio Low Balloon 95	95 x 44	Ø 77	16	275	GW214	GN214	GA214
	Grigio Low Balloon 114	114 x 54	Ø 97	26	495	GW215	GN215	GA215
	Grigio Medium Balloon 30	30 x 19	Ø 23	2	-	GW910	GN910	GA910
	Grigio Medium Balloon 42	42 x 26	Ø 33	3	-	GW911	GN911	GA911
	Grigio Medium Balloon 55	55 x 35	Ø 43	6	-	GW912	GN912	GA912
	Grigio Medium Balloon 72	72 x 46	Ø 57	10	-	GW913	GN913	GA913
	Grigio Tall Balloon 40	40 x 50	Ø 29	5	50	GW220	GN220	GA220
	Grigio Tall Balloon 55	55 x 68	Ø 41	9	130	GW221	GN221	GA221
	Grigio Tall Balloon 74	74 x 92	Ø 54	20	580	GW222	GN222	GA222

GRIGIO



Shape	Name	Size	Opening	Weight	Volume	Antique White	Natural Concrete	Anthracite
	Grigio Egg Pot 32	32 x 29	Ø 28	2	27	GW300	GN300	GA300
	Grigio Egg Pot 40	40 x 36	Ø 35	3	52	GW301	GN301	GA301
	Grigio Egg Pot 50	50 x 45	Ø 44	6	101	GW302	GN302	GA302
	Grigio Egg Pot 60	60 x 54	Ø 53	9	175	GW303	GN303	GA303
	Grigio New Egg Pot 36	36 x 31	Ø 30	3	30	GW310	GN310	GA310
	Grigio New Egg Pot 45	45 x 38	Ø 37	4	57	GW311	GN311	GA311
	Grigio New Egg Pot 55	55 x 46	Ø 47	6	105	GW312	GN312	GA312
	Grigio New Egg Pot 65	65 x 54	Ø 55	10	165	GW313	GN313	GA313
	Grigio New Egg Pot 80	80 x 66	Ø 68	16	226	GW314	GN314	GA314
Grigio New Egg Pot 94	94 x 80	Ø 83	28	378	GW315	GN315	GA315	
	Grigio New Egg Pot Low 80	80 x 47	Ø 72	13	250	GW320	GN320	GA320
	Grigio New Egg Pot Low 94	94 x 56	Ø 84	20	360	GW321	GN321	GA321
	Grigio New Egg Pot Low 110	110 x 65	Ø 100	27	600	GW322	GN322	GA322
	Grigio Tall Egg Pot 30	30 x 35	Ø 24	3	24	GW330	GN330	GA330
	Grigio Tall Egg Pot 40	40 x 47	Ø 33	5	56	GW331	GN331	GA331
	Grigio Tall Egg Pot 52	52 x 61	Ø 44	10	123	GW332	GN332	GA332
	Grigio Tall Egg Pot 68	68 x 80	Ø 58	18	276	GW333	GN333	GA333
Grigio Tall Egg Pot 88	88 x 103	Ø 77	27	595	GW334	GN334	GA334	
	Grigio Modern Vase 70	30 x 70	Ø 21	6	46	GW400	GN400	GA400
	Grigio Modern Vase 90	42 x 90	Ø 31	10	116	GW401	GN401	GA401
	Grigio Modern Vase 110	55 x 110	Ø 41	17	243	GW402	GN402	GA402
	Grigio Modern Pot 34	34 x 34	Ø 24	3	29	GW410	GN410	GA410
	Grigio Modern Pot 44	44 x 44	Ø 35	5	62	GW411	GN411	GA411
	Grigio Modern Pot 55	55 x 55	Ø 44	10	122	GW412	GN412	GA412
	Grigio Modern Pot 68	68 x 68	Ø 56	18	231	GW413	GN413	GA413
	Grigio Modern Bowl 50	50 x 31	Ø 40	5	58	GW420	GN420	GA420
	Grigio Modern Bowl 60	60 x 37	Ø 50	9	99	GW421	GN421	GA421
	Grigio Modern Bowl 74	74 x 45	Ø 61	13	183	GW422	GN422	GA422
	Grigio Modern Bowl 90	90 x 55	Ø 75	20	331	GW423	GN423	GA423
	Grigio Modern Bowl 110	110 x 67	Ø 92	27	605	GW424	GN424	GA424
	Grigio Elena 50	50 x 31	Ø 39	4	40	GW500	GN500	GA500
	Grigio Elena 70	70 x 44	Ø 56	9	124	GW501	GN501	GA501
	Grigio Elena 90	90 x 57	Ø 73	15	280	GW502	GN502	GA502
	Grigio Elena 120	120 x 75	Ø 95	40	650	GW503	GN503	GA503
	Grigio Bowl 40	40 x 18	Ø 34	2	12	GW540	GN540	GA540
	Grigio Bowl 50	50 x 21	Ø 43	4	25	GW541	GN541	GA541
	Grigio Cylinder 48	48 x 32	Ø 40	5	58	GW510	GN510	GA510
	Grigio Cylinder 60	60 x 41	Ø 50	9	116	GW511	GN511	GA511
	Grigio Cylinder 80	80 x 61	Ø 66	20	307	GW512	GN512	GA512
	Grigio Vase 68	36 x 68	Ø 30	6	53	GW530	GN530	GA530
	Grigio Vase 90	47 x 90	Ø 39	11	120	GW531	GN531	GA531
	Grigio Longtail 45	45 x 20 x 15	39 x 17	2	8	GW535	GN535	GA535
	Grigio Longtail 65	65 x 32 x 20	58 x 25	4	23	GW536	GN536	GA536

TERRENO



Shape	Name	Size	Opening	Weight	Volume	Sand	Clay	Ash Brown	Earth
	Terreno Cube 30	30 x 30 x 30	24 x 24	4	27	TS101	TC101	TA101	TE101
	Terreno Cube 40	40 x 40 x 40	33 x 33	7	64	TS102	TC102	TA102	TE102
	Terreno Cube 50	50 x 50 x 50	42 x 42	11	125	TS103	TC103	TA103	TE103
	Terreno Cube 60	60 x 60 x 60	50 x 50	18	216	TS104	TC104	TA104	TE104
	Terreno High Cube 80	30 x 30 x 80	33 x 33	12	160	TS110	TC110	TA110	TE110
	Terreno High Cube 100	40 x 40 x 100	24 x 24	9	72	TS111	TC111	TA111	TE111
	Terreno Divider 64	69 x 26 x 64	63 x 20	12	115	TS130	TC130	TA130	TE130
	Terreno Divider 68	80 x 30 x 68	73 x 23	14	163	TS131	TC131	TA131	TE131
	Terreno Divider 90	95 x 34 x 90	88 x 27	25	290	TS132	TC132	TA132	TE132
	Terreno Box 60	60 x 20 x 20	54 x 14	3	24	TS150	TC150	TA150	TE150
	Terreno Box 80	80 x 30 x 30	73 x 23	7	72	TS151	TC151	TA151	TE151
	Terreno Box 90	90 x 40 x 40	83 x 33	12	144	TS152	TC152	TA152	TE152
	Terreno Box 100	100 x 50 x 50	92 x 42	17	250	TS153	TC153	TA153	TE153
	Terreno Balloon 30	30 x 30	Ø 21	2	16	TS200	TC200	TA200	TE200
	Terreno Balloon 42	42 x 42	Ø 31	5	40	TS201	TC201	TA201	TE201
	Terreno Balloon 55	55 x 55	Ø 42	9	90	TS202	TC202	TA202	TE202
	Terreno Balloon 70	70 x 70	Ø 58	21	210	TS203	TC203	TA203	TE203
	Terreno Low Balloon 26	26 x 13	Ø 21	1	6	TS210	TC210	TA210	TE210
	Terreno Low Balloon 40	40 x 18	Ø 30	4	20	TS211	TC211	TA211	TE211
	Terreno Low Balloon 55	55 x 25	Ø 42	7	50	TS212	TC212	TA212	TE212
	Terreno Low Balloon 73	73 x 33	Ø 58	11	120	TS213	TC213	TA213	TE213
	Terreno Low Balloon 95	95 x 44	Ø 77	17	275	TS214	TC214	TA214	TE214
	Terreno Low Balloon 114	114 x 54	Ø 97	28	495	TS215	TC215	TA215	TE215
	Terreno Medium Balloon 30	30 x 19	Ø 23	2	-	TS910	TC910	TA910	TE910
	Terreno Medium Balloon 42	42 x 26	Ø 33	3	-	TS911	TC911	TA911	TE911
	Terreno Medium Balloon 55	55 x 35	Ø 43	6	-	TS912	TC912	TA912	TE912
	Terreno Medium Balloon 72	72 x 46	Ø 57	10	-	TS913	TC913	TA913	TE913
	Terreno Tall Balloon 40	40 x 50	Ø 29	6	50	TS220	TC220	TA220	TE220
	Terreno Tall Balloon 55	55 x 68	Ø 41	10	130	TS221	TC221	TA221	TE221
	Terreno Tall Balloon 74	74 x 92	Ø 54	22	580	TS222	TC222	TA222	TE222
	Terreno New Egg Pot 36	36 x 31	Ø 30	4	30	TS310	TC310	TA310	TE310
	Terreno New Egg Pot 45	45 x 38	Ø 37	5	57	TS311	TC311	TA311	TE311
	Terreno New Egg Pot 55	55 x 46	Ø 47	8	105	TS312	TC312	TA312	TE312
	Terreno New Egg Pot 65	65 x 54	Ø 55	12	165	TS313	TC313	TA313	TE313
	Terreno New Egg Pot 80	80 x 66	Ø 68	18	226	TS314	TC314	TA314	TE314
	Terreno New Egg Pot Low 80	80 x 47	Ø 72	15	250	TS320	TC320	TA320	TE320
	Terreno New Egg Pot Low 94	94 x 56	Ø 84	22	360	TS321	TC321	TA321	TE321
	Terreno New Egg Pot Low 110	110 x 65	Ø 100	30	600	TS322	TC322	TA322	TE322
	Terreno Elena 50	50 x 31	Ø 39	5	40	TS500	TC500	TA500	TE500
	Terreno Elena 70	70 x 44	Ø 56	11	124	TS501	TC501	TA501	TE501
	Terreno Elena 90	90 x 57	Ø 73	17	280	TS502	TC502	TA502	TE502
	Terreno Elena 120	120 x 75	Ø 95	43	650	TS503	TC503	TA503	TE503
	Terreno Bowl 40	40 x 18	Ø 34	2	12	TS540	TC540	TA540	TE540
	Terreno Bowl 50	50 x 21	Ø 43	4	25	TS541	TC541	TA541	TE541
	Terreno Vase 68	36 x 68	Ø 30	7	53	TS530	TC530	TA530	TE530
	Terreno Vase 90	47 x 90	Ø 39	13	120	TS531	TC531	TA531	TE531


BORDO



Shape	Name	Size	Opening	Weight	Volume	Sand	Clay	Earth
	Bordo Balloon 30	30 x 30	Ø 21	2	16	BS200	BC200	BE200
	Bordo Balloon 42	42 x 42	Ø 31	5	40	BS201	BC201	BE201
	Bordo Balloon 55	55 x 55	Ø 42	9	90	BS202	BC202	BE202
	Bordo Balloon 70	70 x 70	Ø 58	20	210	BS203	BC203	BE203
	Bordo Tall Balloon 40	40 x 50	Ø 29	6	50	BS220	BC220	BE220
	Bordo Tall Balloon 55	55 x 68	Ø 41	10	130	BS221	BC221	BE221
	Bordo Tall Balloon 74	74 x 92	Ø 54	22	580	BS222	BC222	BE222
	Bordo New Egg Pot 36	36 x 31	Ø 30	4	30	BS310	BC310	BE310
	Bordo New Egg Pot 45	45 x 38	Ø 37	5	57	BS311	BC311	BE311
	Bordo New Egg Pot 55	55 x 46	Ø 47	8	105	BS312	BC312	BE312
	Bordo New Egg Pot 65	65 x 54	Ø 55	12	165	BS313	BC313	BE313
	Bordo New Egg Pot 80	80 x 66	Ø 68	18	226	BS314	BC314	BE314
	Bordo New Egg Pot Low 80	80 x 47	Ø 72	15	250	BS320	BC320	BE320
	Bordo New Egg Pot Low 94	94 x 56	Ø 84	20	360	BS321	BC321	BE321
	Bordo New Egg Pot Low 110	110 x 65	Ø 100	29	600	BS322	BC322	BE322
	Bordo Modern Vase 70	30 x 70	Ø 21	7	46	BS400	BC400	BE400
	Bordo Modern Vase 90	42 x 90	Ø 31	11	116	BS401	BC401	BE401
	Bordo Modern Vase 110	55 x 110	Ø 41	17	243	BS402	BC402	BE402



RUVIDO



Shape	Name	Size	Opening	Weight	Volume	Sand	Clay	Ash Brown	Earth
	Ruvido Combi 54	54 x 47	Ø 36	9	72	RS600	RC600	RA600	RE600
	Ruvido Combi 80	80 x 70	Ø 55	18	253	RS601	RC601	RA601	RE601
	Ruvido Organic 67	67 x 50	Ø 48 - 61	10	127	RS610	RC610	RA610	RE610
	Ruvido Organic 80	80 x 60	Ø 57 - 74	15	220	RS611	RC611	RA611	RE611
	Ruvido Organic 93	93 x 70	Ø 66 - 85	22	348	RS612	RC612	RA612	RE612
	Ruvido Organic Low 67	67 x 30	Ø 48 - 61	6	76	RS615	RC615	RA615	RE615
	Ruvido Organic Low 80	80 x 40	Ø 57 - 74	10	147	RS616	RC616	RA616	RE616
	Ruvido Organic Low 93	93 x 50	Ø 66 - 85	16	249	RS617	RC617	RA617	RE617



LISCIO




Shape	Name	Size	Opening	Weight	Volume	Camel Sand	Ash Brown
	Liscio Facet Pot 37	37 x 41	24	4	27	LC640	LA640
	Liscio Facet Pot 56	56 x 61	38	10	64	LC641	LA641
	Liscio Facet Pot 75	75 x 81	49	19	125	LC642	LA642



ARGENTO



Shape	Name	Size	Opening	Weight	Volume	Matt White	Black
	Argento Cube 30	30 x 30 x 30	24 x 24	3	27	AWI01	ABI01
	Argento Cube 40	40 x 40 x 40	33 x 33	6	64	AWI02	ABI02
	Argento Cube 50	50 x 50 x 50	42 x 42	10	125	AWI03	ABI03
	Argento Cube 60	60 x 60 x 60	50 x 50	16	216	AWI04	ABI04
	Argento High Cube 80	30 x 30 x 80	24 x 24	8	72	AWI10	ABI10
	Argento High Cube 100	40 x 40 x 100	33 x 33	11	160	AWI11	ABI11
	Argento Divider 64	69 x 26 x 64	63 x 20	11	115	AWI30	ABI30
	Argento Divider 68	80 x 30 x 68	73 x 33	13	163	AWI31	ABI31
	Argento Divider 90	95 x 34 x 90	88 x 27	23	290	AWI32	ABI32
	Argento Small Box 60	60 x 15 x 15	55 x 10	2	14	AWI40	ABI40
	Argento Small Box 80	80 x 20 x 20	74 x 14	4	32	AWI41	ABI41
	Argento Small Box 100	100 x 30 x 30	93 x 23	8	90	AWI42	ABI42
	Argento Box 60	60 x 20 x 20	54 x 14	2	24	AWI50	ABI50
	Argento Box 80	80 x 30 x 30	73 x 23	6	72	AWI51	ABI51
	Argento Box 90	90 x 40 x 40	83 x 33	10	144	AWI52	ABI52
	Argento Box 100	100 x 50 x 50	92 x 42	15	250	AWI53	ABI53
	Argento Box 120	120 x 50 x 50	111 x 41	21	300	AWI54	ABI54
	Argento Box 150	150 x 50 x 50	139 x 39	24	375	AWI55	ABI55
	Argento Balloon 30	30 x 30	Ø 21	2	16	AW200	AB200
	Argento Balloon 42	42 x 42	Ø 31	4	40	AW201	AB201
	Argento Balloon 55	55 x 55	Ø 42	8	90	AW202	AB202
	Argento Tall Balloon 40	40 x 50	Ø 29	5	50	AW220	AB220
	Argento Tall Balloon 55	55 x 68	Ø 41	9	130	AW221	AB221
	Argento New Egg Pot 36	36 x 31	Ø 30	3	30	AW310	AB310
	Argento New Egg Pot 45	45 x 38	Ø 37	4	57	AW311	AB311
	Argento New Egg Pot 55	55 x 46	Ø 47	6	105	AW312	AB312
	Argento New Egg Pot 65	65 x 54	Ø 55	10	165	AW313	AB313
	Argento Vase 68	36 x 68	Ø 30	6	53	AW530	AB530
	Argento Vase 90	47 x 90	Ø 39	11	120	AW531	AB531



RONDELLO



Shape	Name	Size	Opening	Weight	Volume	Camel Sand	Ash Brown	Brick
	Rondello Pot 60	60 x 37	Ø 36 - 44	8	44	RCS960	RAB960	RBR960
	Rondello Pot 74	74 x 45	Ø 48 - 58	13	86	RCS961	RAB961	RBR961
	Rondello Pot 90	90 x 60	Ø 64 - 74	19	160	RCS962	RAB962	RBR962
	Rondello Pot 110	110 x 67	Ø 81 - 89	29	300	RCS963	RAB963	RBR963
	Rondello Vase 90	42 x 90	Ø 26 - 33	10	52	RCS964	RAB964	RBR964
	Rondello Vase 110	55 x 110	Ø 35 - 44	16	123	RCS965	RAB965	RBR965



EXTRA



Shape	Name	Size	Weight	Antique White	Natural Concrete	Anthracite	Sand	Clay	Ash Brown	Earth
	Decoration Stone 60	60 x 42 x 33	6	-	-	-	DS850	DC850	DA850	DE850
	Decoration Stone 70	70 x 52 x 43	10	-	-	-	DS851	DC851	DA851	DE851
	Decoration Stone 80	80 x 62 x 53	14	-	-	-	DS852	DC852	DA852	DE852
	Wallhanger #1 - 40	40 x 35 x 8	1	-	-	-	WS860	WC860	-	WE860
	Wallhanger #1 - 50	50 x 43 x 8	1,5	-	-	-	WS863	WC863	-	WE863
	Wallhanger #2 - 40	35 x 40 x 8	1	-	-	-	WS861	WC861	-	WE861
	Wallhanger #2 - 50	43 x 50 x 8	1,5	-	-	-	WS862	WC862	-	WE862
	Wallhanger #3 - 40	35 x 40 x 8	1	-	-	-	WS862	WC862	-	WE862
	Wallhanger #3 - 50	43 x 50 x 8	1,5	-	-	-	WS865	WC865	-	WE865
	Coverplate Square 30	30 x 30	1,5	CW800	CN800	CA800	CS800	CC800	-	CE800
	Coverplate Square 40	40 x 40	2,5	CW801	CN801	CA801	CS801	CC801	-	CE801
	Coverplate Round 27	Ø 27	1	CW802	CN802	CA802	CS802	CC802	-	CE802
	Coverplate Round 37	Ø 37	1,5	CW803	CN803	CA803	CS803	CC803	-	CE803
	Coverplate Round 48	Ø 48	3	CW804	CN804	CA804	CS804	CC804	-	CE804
	Pot Feet Set (4)	10 x 10	-	PFW810	PFN810	PFA810	-	-	-	-

FLEXIBLE PLASTIC LINER

Shape	Name	Size	Art. code
	Flexible Plastic Liner Round 15 x 15	15 x 15	PL830
	Flexible Plastic Liner Round 21 x 16	21 x 16	PL831
	Flexible Plastic Liner Round 25 x 15	25 x 15	PL832
	Flexible Plastic Liner Round 30 x 22	30 x 22	PL833
	Flexible Plastic Liner Round 35 x 25	35 x 25	PL834
	Flexible Plastic Liner Round 35 x 40	35 x 40	PL835
	Flexible Plastic Liner Round 40 x 30	40 x 30	PL836
	Flexible Plastic Liner Round 40 x 45	40 x 45	PL837
	Flexible Plastic Liner Round 45 x 35	45 x 35	PL838
	Flexible Plastic Liner Round 50 x 38	50 x 38	PL839
	Flexible Plastic Liner Round 55 x 40	55 x 40	PL840
	Flexible Plastic Liner Round 60 x 45	60 x 45	PL841
	Flexible Plastic Liner Round 65 x 48	65 x 48	PL842
	Flexible Plastic Liner Round 70 x 45	70 x 45	PL843
Flexible Plastic Liner Round 80 x 60	80 x 60	PL844	
	Flexible Plastic Liner Square 32 x 30	32 x 32 x 30	PL845
	Flexible Plastic Liner Square 38 x 30	38 x 38 x 30	PL846
	Flexible Plastic Liner Square 48 x 35	48 x 48 x 35	PL847
	Flexible Plastic Liner Rectangle 80 x 20	80 x 20 x 20	PL848







Ext. = Outer dimensions (L x W x H) mm: the full size of the planter. Int. = Inner dimensions (L x W) mm: the inside measurements.

MERO
Fibreglass

ARTICLE NUMBER	PME10	PME11	PME12	PME20	PME21	PME22
EXT. (L x W x H)	ø x 1200 x 700	ø x 1000 x 600	ø x 800 x 500	ø x 1000 x 800	ø x 800 x 600	ø x 600 x 500
CAPACITY L	619	363	190	500	233	107
INT. (L x W)	ø x 847	ø x 699	ø x 546	ø x 685	ø x 531	ø x 369

ARTICLE NUMBER	PME30	PME31	PME32	PME33	PME34
EXT. (L x W x H)	ø x 700 x 800	ø x 600 x 700	ø x 500 x 600	ø x 500 x 800	ø x 400 x 800
CAPACITY L	236	156	89	121	78
INT. (L x W)	ø x 421	ø x 352	ø x 278	ø x 285	ø x 196

LORA
Fibreglass

ARTICLE NUMBER	PLO10	PLO11	PLO12	PLO13	PLO20	PLO21
EXT. (L x W x H)	ø x 1200 x 600	ø x 1000 x 500	ø x 800 x 400	ø x 600 x 300	ø x 800 x 800	ø x 700 x 700
CAPACITY L	542	302	148	58	324	214
INT. (L x W)	ø x 1024	ø x 850	ø x 667	ø x 482	ø x 629	ø x 545

ARTICLE NUMBER	PLO22	PLO30	PLO31	PLO32	PLO33
EXT. (L x W x H)	ø x 600 x 600	ø x 500 x 500	ø x 500 x 600	ø x 500 x 800	ø x 400 x 800
CAPACITY L	133	75	92	124	80
INT. (L x W)	ø x 463	ø x 382	ø x 371	ø x 350	ø x 267

VIRA
Fibreglass

ARTICLE NUMBER	PVR1	PVR2	PVR3	PVR4	PVR5	PVR6
EXT. (L x W x H)	ø x 600 x 500	ø x 700 x 500	ø x 800 x 600	ø x 900 x 680	ø x 1000 x 700	ø x 1150 x 900
CAPACITY L	110	150	230	340	440	770
INT. (L x W)	ø x 540	ø x 640	ø x 740	ø x 840	ø x 940	ø x 1090

ARTICLE NUMBER	PVR7	PVR8
EXT. (L x W x H)	ø x 400 x 800	ø x 500 x 1000
CAPACITY L	80	160
INT. (L x W)	ø x 340	ø x 440

AVEN
Fibreglass

ARTICLE NUMBER	PAV1	PAV2	PAV3	PAV4
EXT. (L x W x H)	ø x 600 x 500	ø x 800 x 600	ø x 1000 x 800	ø x 1150 x 900
CAPACITY L	120	250	550	820
INT. (L x W)	ø x 461	ø x 645	ø x 816	ø x 952

KIVO
Stonecore

ARTICLE NUMBER	SCKV1	SCKV2	SCKV3	SCKV4	SCKV5	SCKV6
EXT. (L x W x H)	ø x 500 x 800	ø x 700 x 900	ø x 650 x 500	ø x 800 x 600	ø x 1000 x 800	ø x 1150 x 1000
CAPACITY L	100	240	110	210	470	780
INT. (L x W)	ø x 399	ø x 589	ø x 559	ø x 660	ø x 859	ø x 959

MOYA
Stonecore

ARTICLE NUMBER	SCM01	SCM02	SCM03	SCM04	SCM05
EXT. (L x W x H)	ø x 400 x 800	ø x 500 x 1000	ø x 800 x 600	ø x 1000 x 700	ø x 1150 x 800
CAPACITY L	70	140	220	420	660
INT. (L x W)	ø x 250	ø x 320	ø x 520	ø x 680	ø x 840

LIV
Stonecore

ARTICLE NUMBER	SCLV1	SCLV2	SCLV3	SCLV4	SCLV5	SCLV6
EXT. (L x W x H)	ø x 400 x 800	ø x 500 x 900	ø x 700 x 600	ø x 900 x 800	ø x 1025 x 950	ø x 1150 x 1100
CAPACITY L	60	120	140	330	520	760
INT. (L x W)	ø x 358	ø x 458	ø x 658	ø x 858	ø x 983	ø x 1108



Ext. = Outer dimensions (L x W x H) mm: the full size of the planter.

Int. = Inner dimensions (L x W) mm: the inside measurements.

CANNA
Fibreglass

ARTICLE NUMBER	PC1	PC2	PC3	PC4	PC5	PC6
EXT. (L x W x H)	ø x 500 x 590	ø x 500 x 900	ø x 720 x 840	ø x 800 x 1000	ø x 1000 x 950	ø x 700 x 1120
CAPACITY L	75	115	235	340	510	295
INT. (L x W)	ø x 340	ø x 340	ø x 540	ø x 580	ø x 740	ø x 500

CONIC
Fibreglass

ARTICLE NUMBER	PE2	PE3	PE4	PE5
EXT. (L x W x H)	ø x 950 x 700	ø x 890 x 1000	ø x 630 x 520	ø x 550 x 760
CAPACITY L	325	400	104	99
INT. (L x W)	ø x 790	ø x 690	ø x 470	ø x 390

CIRCUM
Aluminium

ARTICLE NUMBER	AM6.1	AM6.2	AM6.3	AM8	AM8.1	AM9
EXT. (L x W x H)	ø x 800 x 800	ø x 800 x 600	ø x 800 x 400	ø x 600 x 600	ø x 600 x 800	ø x 500 x 500
CAPACITY L	373	274	175	154	209	82
INT. (L x W)	ø x 700	ø x 700	ø x 700	ø x 500	ø x 500	ø x 400

CIRCUM
Aluminium

ARTICLE NUMBER	AM9.1
EXT. (L x W x H)	ø x 500 x 800
CAPACITY L	140
INT. (L x W)	ø x 400

With feet
CIRCUM
Aluminium

ARTICLE NUMBER	AMP6.1	AMP8.1
EXT. (L x W x H)	ø x 800 x 800	ø x 600 x 800
CAPACITY L	333	186
INT. (L x W)	ø x 700	ø x 500

CIRCUM
Fibreglass

ARTICLE NUMBER	P34	P35
EXT. (L x W x H)	ø x 800 x 600	ø x 600 x 600
CAPACITY L	279	160
INT. (L x W)	ø x 660	ø x 460

CARREZ
Fibreglass

ARTICLE NUMBER	PB5	PB5.1	PB5.2	PB5.3	PB6.1	PB6.2
EXT. (L x W x H)	1000 x 1000 x 1000	1000 x 1000 x 800	1000 x 1000 x 600	1000 x 1000 x 400	800 x 800 x 800	800 x 800 x 600
CAPACITY L	848	673	499	325	416	308
INT. (L x W)	830 x 830	830 x 830	830 x 830	830 x 830	650 x 650	650 x 650

ARTICLE NUMBER	PB6.3	PB7	PB8	PB9	PB9.1	PB9.2	PB10
EXT. (L x W x H)	800 x 800 x 400	700 x 700 x 700	600 x 600 x 600	500 x 500 x 500	500 x 500 x 800	500 x 500 x 1000	400 x 400 x 400
CAPACITY L	200	270	163	89	145	183	41
INT. (L x W)	650 x 650	560 x 560	480 x 480	400 x 400	400 x 400	400 x 400	320 x 320

ARTICLE NUMBER	PB10.1	PB10.2	PB10.3	PB10.4	PB22.3	PB23.3
EXT. (L x W x H)	400 x 400 x 600	400 x 400 x 800	400 x 400 x 1000	400 x 400 x 1200	900 x 500 x 600	1000 x 500 x 500
CAPACITY L	64	86	108	131	207	191
INT. (L x W)	320 x 320	320 x 320	320 x 320	320 x 320	780 x 380	900 x 400

ARTICLE NUMBER	PB24.3	PB24.4	PB25.3	PB25.4	PB25.5	PB28.2
EXT. (L x W x H)	1000 x 400 x 800	800 x 400 x 800	1000 x 400 x 400	800 x 400 x 400	500 x 400 x 400	900 x 250 x 800
CAPACITY L	241	189	116	91	66	118
INT. (L x W)	920 x 320	720 x 320	920 x 320	720 x 320	520 x 320	840 x 190



Fibreglass



ORGANIC SHAPES



LIGHTWEIGHT



ALL RAL COLOURS AND TYPES OF COATINGS

ABOUT THE MATERIAL

Fibreglass is a strong composite material consisting of glass fibres and resin. This makes it durable and perfectly fit for indoor use. Fibreglass retains its colour and appearance due to a durable gelcoat, even with prolonged exposure to sunlight.

Stonecore



LOW MAINTENANCE



UNIQUE ORGANIC SHAPES



AVAILABLE IN WARM EARTH TONES

ABOUT THE MATERIAL

Stonecore combines concrete with polymer for extra strength and a refined look. It is lighter than traditional concrete yet highly durable and resistant to cracking. Thanks to its smart coating and fibreglass reinforcement, it stays beautiful. A robust material designed for lasting style, indoors or out.

Aluminium



LOW MAINTENANCE



SCRATCH-RESISTANT



ALL RAL COLOURS AND TYPES OF COATINGS


ABOUT THE MATERIAL

Aluminium is a stylish, modern, and durable material for any interior design. Our aluminium products are available in any RAL colour and our special coatings, such as various metallics. Due to the good workability of aluminium, products can be made in various shapes and sizes.

More colours

From now on, 27 colours are included with every product in fibreglass, aluminium and coated steel. Give every project a personal touch with ease.

ORIGINAL



TREND COLOURS



POPULAR COLOURS



STONECORE COLOURS







Elevating green

Koberg Atelier is created for interior landscapers and project professionals who understand that greenery is not just an addition — it defines the entire space.

With years of experience in supplying plants and planters across Europe, Koberg has built a reliable network of premium growers and manufacturers. Every product we offer is carefully selected to ensure consistent quality, availability, and performance within professional environments.

Our role goes beyond supply. We support our partners in creating complete solutions by combining plants, planters, and substrates into ready-to-use concepts. From selection to delivery, we focus on efficiency, consistency, and a high-end finish — allowing you to execute projects without unnecessary complexity.

We understand that in large-scale projects, reliability is key. That's why we operate with structured processes, steady lead times, and transparent communication. Our stock-based availability and weekly shipments ensure that your planning remains predictable and your projects stay on track.

At Koberg, quality is not an upgrade — it is the standard.

In this booklet, you'll discover a carefully selected range of materials, each with its own texture, tone, and character. The included samples invite you to experience their quality and finish first-hand, helping you make confident choices for your projects.

We believe that the right combination of greenery and design enhances not only the visual impact of a space, but also the overall experience within it. Every element we supply is chosen to contribute to that result.

Choose Koberg

We stay close to our core values to help our customers:

- ✔ A strong European network of premium growers
- ✔ Consistent quality across all products
- ✔ Reliable stock availability and predictable lead times
- ✔ Weekly export shipments and structured logistics
- ✔ Complete planting-up solutions (plants, planters, substrates)
- ✔ Flexible options tailored to project requirements
- ✔ Competitive pricing without compromising quality

Connect

Be among the first to discover our latest projects, product developments, and industry insights.

Stay connected with Koberg and explore how we can support your next project.

Follow us on Instagram, LinkedIn and Tiktok



Atelier Koberg